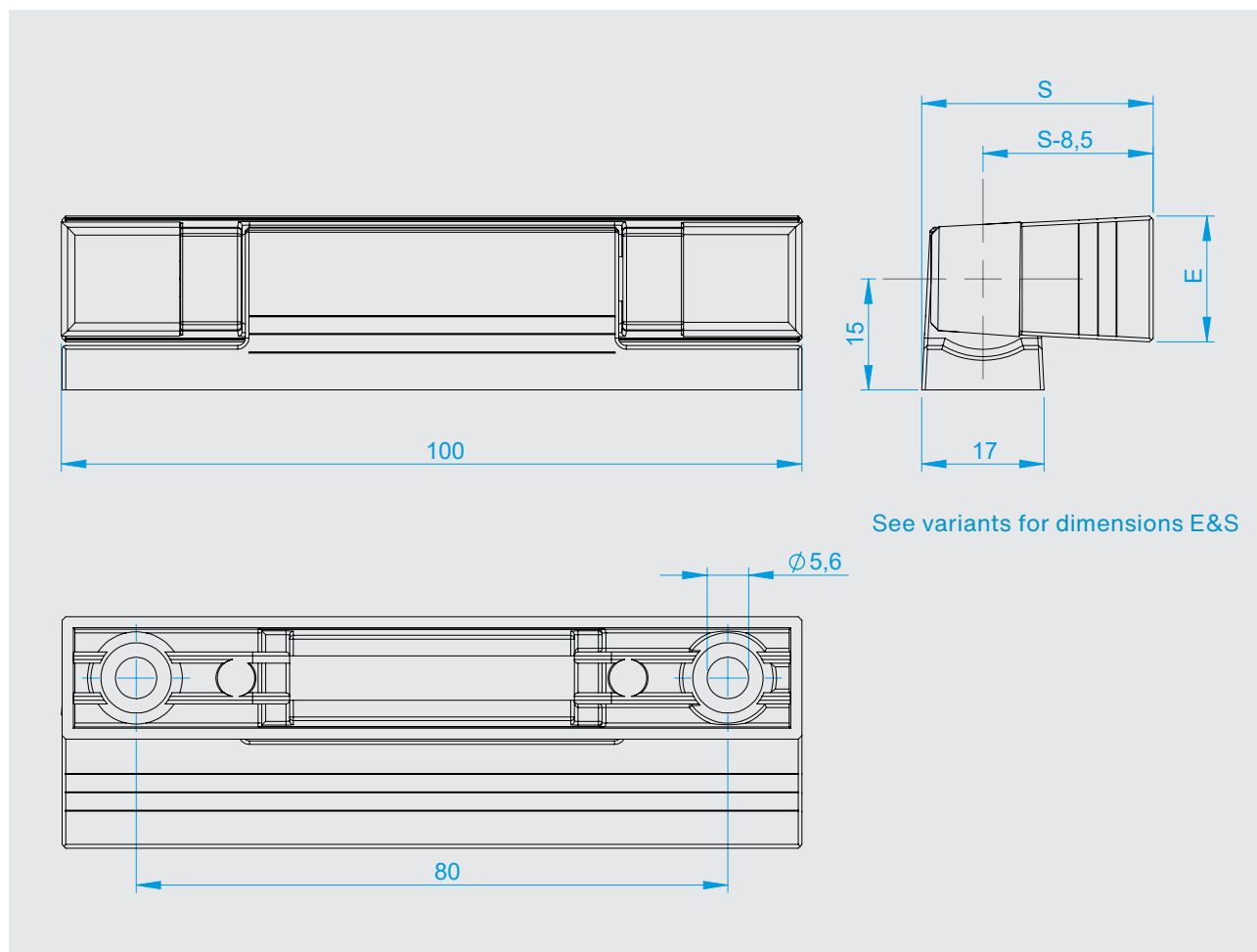


Edge-mounted hinge Series 4500



- Functional door hinge in modern design and sophisticated look
- [For refrigerated cabinets, counters etc.](#)
- Simple and quick assembly
- [Available for various door offsets](#)
- Disassembly protection
- [Can be used for both left- and right hand doors](#)
- Load capacity with 2 hinges approx. 25 kg
- [Offset min. 21 mm](#)



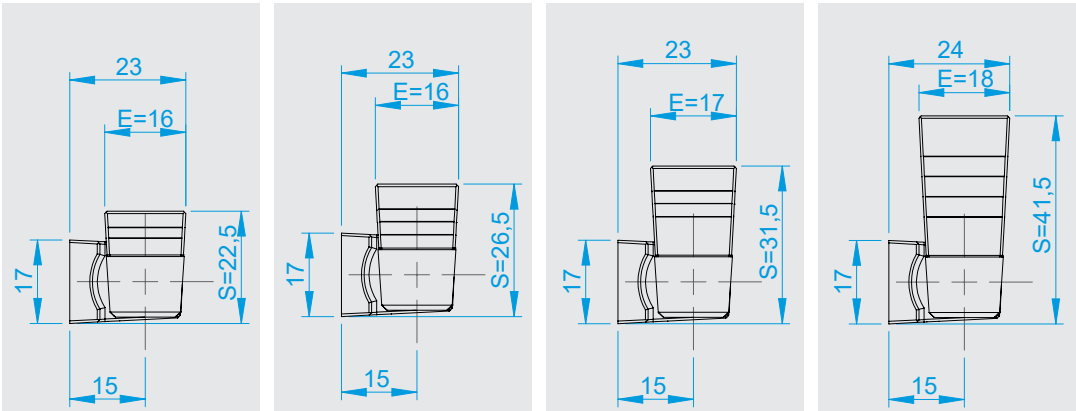
Perfection especially for corners and edges. This functional door hinge in a sophisticated and modern design fits perfectly into the world of Ergo and Presto systems. It is suitable for refrigerated cabinets and counters of any kind, because it is available for various door offsets. Don't be deceived by the simple and quick assembly of this edge-mounted hinge, because it has an extremely secure disassembly protection. It can be used for both left- and right-hand doors and, as a duo, can lift approx. 25 kg.

Materials

Hinge body:	Die-cast zinc, chrome-plated
Cover cap:	Plastic
Hinge pin:	Steel, zinc-plated
Finish:	Chrome-plated, cathodic dip coating (CDC)
Standard colors:	Chrome, black

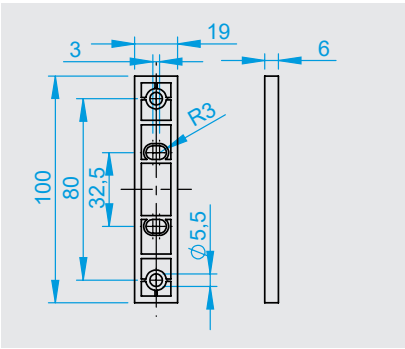
Note: Please also see the assembly instructions.

Variants



	E = 16 mm S = 22,5 mm	E = 16 mm S = 26,5 mm	E = 17 mm S = 31,5 mm	E = 18 mm S = 41,5 mm
Chrome-plated	4500-020433	4500-020460	4500-020430	4500-020432
Trowal/ chrome-plated	4500-090214	4500-090218	4500-020420	4500-090233
CDC black	4500-090314	4500-090318	4500-020410	4500-020412
Flange chrome-plated Strap CDC black	4500-020400	4500-090418	4500-090440	4500-090450

Shim



4500-020404
Shim, plastic, 6 mm

